

CUSTOMER GUIDE TO CASH DEPOSIT ATM



CASH DEPOSIT INTO YOUR OWN BSP DEPOSIT ACCOUNT USING YOUR BSP DEBIT CARD

To deposit into your own account using your BSP debit card, follow these steps:

1 **Insert** card in the Card Reader or **Tap** on the Pay wave sign.



2 Enter your **PIN**.

3 Select option **“Deposit to my BSP account”**.

4 Select & Confirm **Account Number** that you wish to make a deposit to.

1

Welcome to our Deposit ATM

This machine accepts Fiji Dollar Notes only.
No coins or cheques accepted.

Please insert your BSP card or tap your BSP
VISA Debit card or press ENTER to continue.

2

Please enter
your PIN



3

Deposit to my
BSP account

Deposit to another
customer's BSP account

Cancel

4

Please select an account

95001245 CHEQUE

8765279 SAVINGS

CASH DEPOSIT INTO YOUR OWN BSP DEPOSIT ACCOUNT USING YOUR BSP DEBIT CARD

Continued..

5 **Insert** your cash into the slot.

6 Cash Denomination will be displayed.

Select **Confirm** to continue or select **"Deposit more money"** if you wish to add more notes.

7 Enter **Narration. (Optional).**

8 Receipt Printed. **Transaction successful!**

5

Please insert cash

Fiji Dollar Notes only;
\$5, \$7, \$10, \$20, \$50 & \$100.

100 notes allowed per transaction.
Daily limit of \$5000 per account.



No coins or cheques accepted.

6

You have deposited

100 FJD X 40 = 4000

TOTAL = 4000 FJD

Deposit more money

Cancel

Confirm to continue

7

Optional Narration

Please type in narration and press enter to continue (max 16 characters)
OR
Press ENTER without a narration to continue




8

Transaction successful.

Please collect your receipt.
Thank you for banking
with BSP.

CASH DEPOSIT INTO ANOTHER BSP DEPOSIT ACCOUNT USING YOUR BSP DEBIT CARD

To deposit into another BSP account using your BSP debit card, follow these steps:

- 1 **Insert** card in the Card Reader or **Tap** on the Pay wave sign. 
- 2 Enter your **PIN**.
- 3 Select option "**Deposit to another customer's BSP account**".
- 4 Enter & Confirm **Account Number**.

1

Welcome to our Deposit ATM

This machine accepts Fiji Dollar Notes only.
No coins or cheques accepted.

Please insert your BSP card or tap your BSP
VISA Debit card or press ENTER to continue.

2

Please enter
your PIN



3

Deposit to my
BSP account

Deposit to another
customer's BSP account

Cancel

4

Please enter your
account number
using the keypad.



Confirm

Cancel

CASH DEPOSIT INTO ANOTHER BSP DEPOSIT ACCOUNT USING YOUR BSP DEBIT CARD

Continued...

5 **Insert** your cash into the slot.

6 Cash Denomination will be displayed.

Select **Confirm** to continue or select **“Deposit more money”** if you wish to add more notes.

7 Enter **Narration. (Optional).**

8 Receipt Printed. **Transaction successful!**

5

Please insert cash

Fiji Dollar Notes only;
\$5, \$7, \$10, \$20, \$50 & \$100.

100 notes allowed per transaction.
Daily limit of \$5000 per account.



No coins or cheques accepted.

6

You have deposited

50 FJD X 40 = 2000

TOTAL = 2000 FJD



Deposit more money

Cancel Confirm to continue

7

Optional Narration

Please type in narration and press enter to continue (max 16 characters)
OR
Press ENTER without a narration to continue



8

Transaction successful.

Please collect your receipt.
Thank you for banking
with BSP.

CASH DEPOSIT INTO ANY BSP DEPOSIT ACCOUNT (CARD LESS TRANSACTION)

To deposit into any BSP account without the use of a BSP debit Card, follow these steps:

- 1 For card less transaction press **ENTER**.
- 2 Enter & Confirm **Account Number**.
- 3 **Insert** your cash into the slot.
- 4 Cash Denomination will be displayed.
Select **Confirm** to continue or select **"Deposit more money"** if you wish to add more notes.

1

Welcome to our Deposit ATM

This machine accepts Fiji Dollar Notes only.
No coins or cheques accepted.

Please insert your BSP card or tap your BSP VISA Debit card or press ENTER to continue.

2

Please enter your account number using the keypad.



Confirm

Cancel

3

Please insert cash

Fiji Dollar Notes only;
\$5, \$7, \$10, \$20, \$50 & \$100.

100 notes allowed per transaction.
Daily limit of \$500 per account.



No coins or cheques accepted.

4

You have deposited

100 FJD X 3 = 300

TOTAL = 300 FJD

Deposit more money

Cancel

Confirm to continue

CASH DEPOSIT INTO ANY BSP DEPOSIT ACCOUNT (CARD LESS TRANSACTION)

Continued...

5 Enter **Narration. (Optional)**

6 Receipt Printed. **Transaction successful!**

IMPORTANT NOTE:

Cash deposits on the ATM is **NOT** applicable to the following accounts:

1. Inactive/Invalid Accounts
2. Term Deposit Accounts
3. Foreign Currency Accounts
4. Solicitors Trust Accounts
5. Loan Accounts

For disputes:



E-ChannelATMServices@bsp.com.fj



Contact Customer Service Centre
132 888

5

Optional Narration

Please type in narration and press enter to continue (max 16 characters)
OR
Press ENTER without a narration to continue

[Redacted input field]

1 2 3 4 5 6 7 8 9 0
Q W E R T Y U I O P Backspace
A S D F G H J K L Enter
Z X C V B N M Space

6

Transaction successful.

**Please collect your receipt.
Thank you for banking
with BSP.**


IMPORTANT TIPS:



Prepare your deposit ahead of time so you're not fumbling with cash at the machine.



Flatten notes, remove staple pins, clips & rubber bands.



Retain your receipt for personal records & disputes.